



Max. Gross Machine Weight	105,000 kg
Net Machine Weight	36,000 kg
Payload	70,000 kg
Engine	YC6K520
Rated Power	382 kW (512 hp / 519 ps) @ 1,900 rpm
Struck Capacity	36 m ³
Heaped Capacity (SAE 2:1)	43 m ³

DW105A MINING TRUCK

DW105A SPECIFICATIONS >>>

ENGINE

Emission Regulation	Tier 3 / Stage III
Manufacturer	Yuchai
Model	YC6K520-GT30
Rated Power	382 kW (512 hp / 519 ps) @ 1,900 rpm
Peak Torque	2,400 N·m @ 1,100-1,500 rpm
Diameter x Stroke	12.939 L
Number of Cylinders	6

TRANSMISSION

Model	Allison 4800
Max. Speed	37 km/h
Retarder Model	Hydraulic Retarder

AXLE

Front Axle Rated Load	25,000 kg
Rear Axle Rated Load	40,000x2 kg
Suspension Form	Front Hydro Pneumatic Suspension / Back Leaf Spring Suspension
Total Speed Ratio	21.398
Max. Gradeability	≥29.5%

BRAKING

Service Brake	Double Loop
Auxiliary Brake	Engine In-cylinder Brake
Service Braking Gradeability (load)	>20%
Park Braking Gradeability (load)	>15%
System Pressure	1 Mpa
Air Tank Capacity	210 L

STEERING

Steering System	Full Hydraulic Steering
System Pressure	16 MPa
Turn Radius(front)	≤12,000 mm

HOIST

Body Lifting Time	≤25 s
Body Drop Time	≤25 s
System Pressure	20 MPa

WEDGE TAIL TYPE

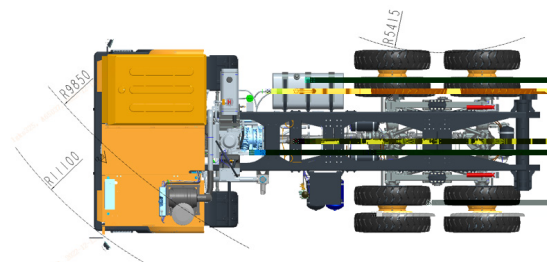
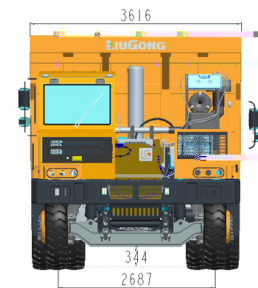
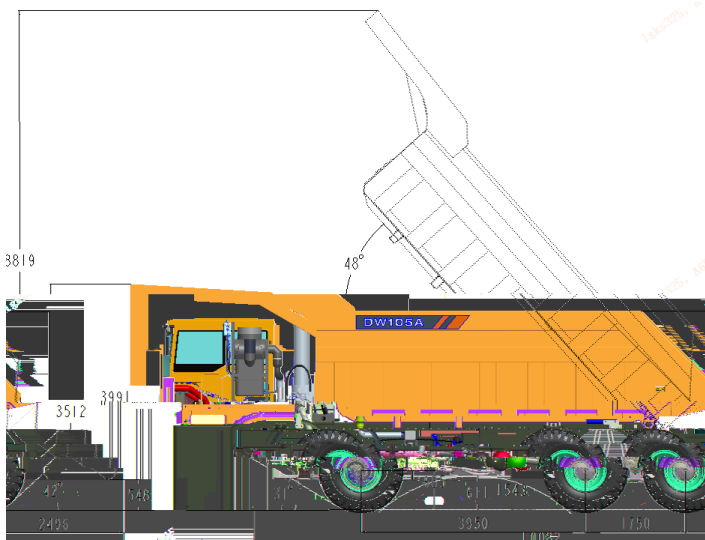
Carriage Size	6,876 mm× 3,440 mm× 1,750 mm
Rotate Angle	48°
Struck Capacity	36 m ³
Heaped Capacity	43 m ³

TIRE AND RIM

Drive Type	6 x 4
Tire Size	16.00R25
Rim	11.25/2.0-25

DIMENSIONS

Overall Length	10,080 mm
Overall Width	3,620 mm
Overall Height	4,010 mm
Loading Height	3,590 mm
Wheel Base	3,950 mm + 1,750 mm
Wheel Tread	2,720 mm + 2,630 mm
Min. Ground Clearance	400 mm
Fuel Tank Capacity	600 L



Unit: mm

Guangxi Liugong Machinery Co., Ltd.

No. 1 Liutai Road, Liuzhou, Guangxi 545007, PR China
T: +86 772 3886124 E: overseas@liugong.com
www.liugong.com

Specifications and designs are subject to change without notice. Machines shown may include optional equipment. Liugong standard and optional equipment may vary from region to region. Please consult your Liugong dealer for information specific to your area. Engine power kW is converted to horsepower (1 kW=1.3596 ps and 1 kW=1.3410 hp) in this file.

05/2025 Designed by LiuGong